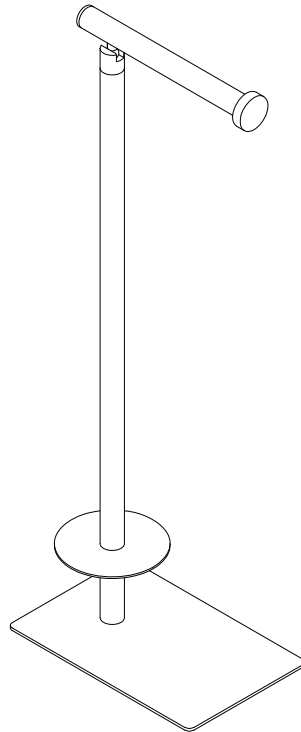


KINGSTON

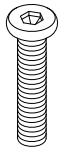
KITCHEN & BATH

Freestanding Toilet Roll Holder Installation



Parts:

Bolt & O-ring



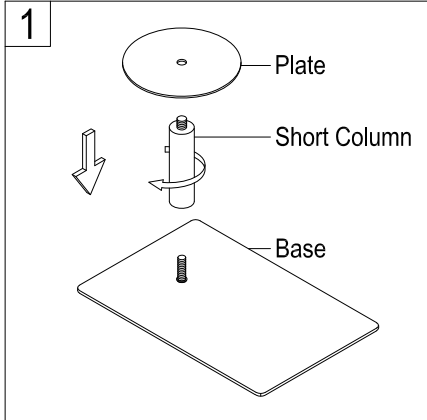
1 Pc

www.kingstonbrass.com
TOLL-FREE CUSTOMER SERVICE: 1-877-2-KBRASS
TECHNICAL SUPPORT E-mail: service@kingstonbrass.com
12775 Reservoir Street, Chino, CA 91710

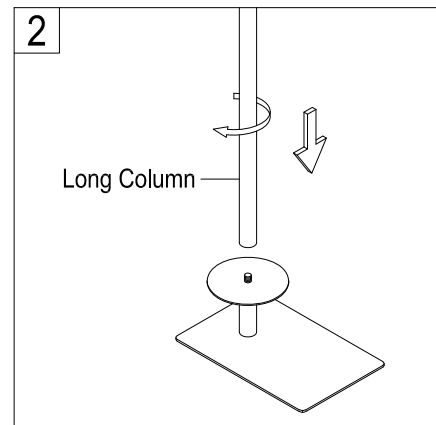
TOOLS REQUIRED



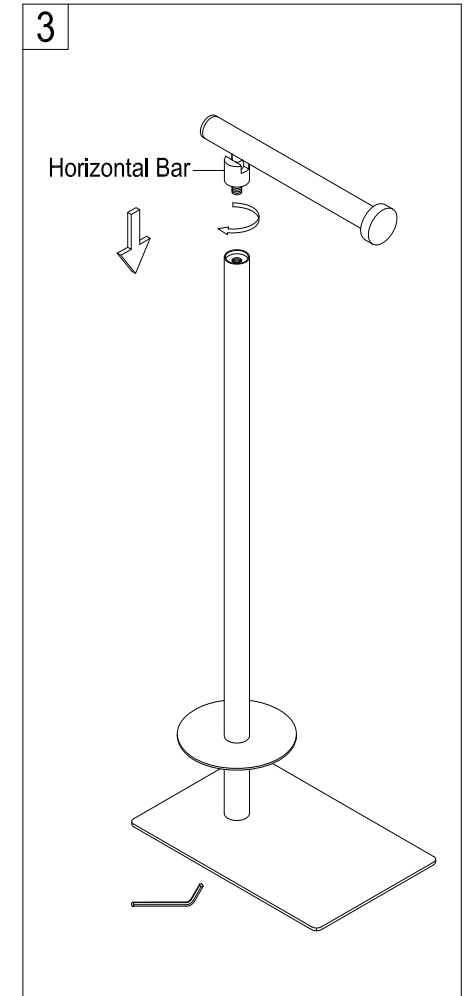
Allen Wrench



1. Insert screw through bottom base plate and thread to the short column, insert small round plate making sure that finished side is facing up.



2. Thread long column into short column screw as it protrudes from round base plate.



3. Thread top horizontal bar, adjust the orientation of the horizontal bar and re-tighten bottom screw using Allen wrench.

Cleaning

Clean with a damp cloth only.
Avoid using metal or abrasive polishes.